



EURASIAN
ECONOMIC
FORUM

 **ROSCONGRESS**
Time to Act



INFORMATION
FOR PARTICIPANTS

**Russia's chairmanship
in the bodies
of the Eurasian Economic Union in 2023**

forum.eaeunion.org



WELCOME TO THE SECOND EURASIAN ECONOMIC FORUM!



24–25 May 2023



Olympus Hall Convention and Exhibition Centre
(36, Ulitsa Novy Arbat, Moscow)

The plenary session will take place on 24 May 2023
on the territory of the Zaryadye Hall
(Zaryadye Park, Ulitsa Varvarka, Vl. 6, building 4, Moscow).
Attendance at the Eurasian Economic Forum plenary session
is not included in participant package and is by invitation only.

Additional COVID-19 prevention measures will be introduced at the Forum venue. To avoid queues and other inconveniences, we recommend you arrive at the Forum venue in good time.

The Forum venue may only be accessed with an accreditation badge.

To access the territory of the Zaryadye Hall, where the plenary session of the Forum will take place, participants must take a PCR test for COVID-19 as well. It is not required to take a PCR test to attend events at the territory of the Olympus Hall Convention and Exhibition Centre.

CONTACTS



+7 (495) 640 6547



eaunion@roscongress.org



forum.eaeunion.org

ONLINE COMMUNITY



[EAEF_info_bot](#)



[Eurasian Economic Commission](#)

CONTENTS

ENTRY TO RUSSIA FOR FOREIGN PARTICIPANTS	4
Documents for crossing the border	4
Obtaining a visa for EAEF attendees	4
ARRIVAL IN MOSCOW BY AIR	5
FORUM VENUES	5
ACCESS TO THE VENUE	6
Badge collection.....	6
PCR testing.....	8
Accreditation of personal vehicle.....	10
BUSINESS PROGRAMME	10
SERVICES FOR PARTICIPANTS	11
Broadcasts of Forum events	11
Information and services points.....	11
Roscongress photo bank.....	11
Mobile device charging	11
Internet access.....	12
Cloakrooms.....	12
Business trip registration	12
ROSCONGRESS.ORG Information and Analytical System	12
Vehicle rental	13
DINING	13
GENERAL INFORMATION	14
Emergency services.....	14
Currency and bank card transactions.....	14
Weather in Moscow.....	14

ENTRY TO RUSSIA FOR FOREIGN PARTICIPANTS

Documents for crossing the border

To avoid encountering any problems when crossing the border, all foreign participants arriving from abroad are required to bring the following documents with them:

If you require a visa to enter Russia	If you do not require a visa to enter Russia
<ul style="list-style-type: none">✓ invitation for foreign arrivals <p>! Please note that this is not an invitation to the Forum, but a separate document from the Forum organizers.</p> <ul style="list-style-type: none">✓ valid foreign passport and visa✓ medical insurance policy that is valid in Russia	<ul style="list-style-type: none">✓ valid foreign passport and visa✓ medical insurance policy that is valid in Russia

Participants **are not required to present a PCR test result for entry to Russia** or undergo self-isolation after arrival in Moscow.

Obtaining a visa for EAEF attendees

After submitting all the required documents, Eurasian Economic Forum participants can obtain a short-term, single-entry Russian visa for the period **from 15 May to 3 June** at foreign consular offices of the Russian Federation **on the day of their application**.

Visa = invitation for foreign arrivals + list of documents

An invitation for foreign arrivals can be generated in the [Roscongress personal account](#) ('My events – EAEF – Event dashboard – Visa support'). Your personal information will be automatically uploaded from the Roscongress personal account to the document. You can manually add the city and country where you will be applying for your visa.

If you have found any errors in your personal data in the application for participation, you can contact a Roscongress Foundation specialist to make changes to the personal data.

In order to apply for an entry visa, the invited individual should visit their local consular office of the Russian Federation. The locations of your nearest Russian consular office can be found on the [website of the Ministry of Foreign Affairs of the Russian Federation](#).

For detailed information on visa support, see:

 ['Entry to Russia for foreign participants'](#) section of the Forum website

ARRIVAL IN MOSCOW BY AIR

Sheremetyevo International Airport	Domodedovo International Airport	Vnukovo International Airport
 +7 (495) 578 6565	 +7 (495) 933 6666	 +7 (495) 937 5555
 svo.aero	 dme.ru	 vnukovo.ru

The journey time from any Moscow airport to the Olympus Hall Convention and Exhibition Centre or the Zaryadye Hall is approximately 60–80 minutes (depending on the traffic).

To get from any airport to Moscow and back, you can use the Aeroexpress train services:

- Domodedovo Airport – Paveletsky Rail Terminal, Paveletskaya metro station (travel time 45 minutes)
- Sheremetyevo Airport – Belorussky Rail Terminal, Belorusskaya metro station (travel time 50 minutes)
- Vnukovo Airport – Kievsky Rail Terminal, Kievskaya metro station (travel time 35–40 minutes)

 aeroexpress.ru

FORUM VENUES

The main events of the Eurasian Economic Forum will take place on 24–25 May 2023 at the Olympus Hall Convention and Exhibition Centre ([36, Ulitsa Novy Arbat, Moscow](#))

The plenary session will take place on 24 May 2023 on the territory of the Zaryadye Hall ([Zaryadye Park, Ulitsa Varvarka, VI. 6, building 4, Moscow](#)). Attendance at the Eurasian Economic Forum plenary session is not included in participant package and is by invitation only.

A detailed map of the Olympus Hall Convention and Exhibition Centre can be found in the '[Venue maps](#)' section on the official website.



In order to avoid any inconvenience when accessing the venue, participants are advised to leave any [items prohibited at the EAEF venue](#) at their accommodation or in their vehicle (PDF, 146 KB).

ACCESS TO THE VENUE

Badge collection

The Eurasian Economic Forum venue may only be accessed if you have an accreditation badge.

To access the Zaryadye Hall participants, media representatives, and staff must take a [PCR test for COVID-19](#).

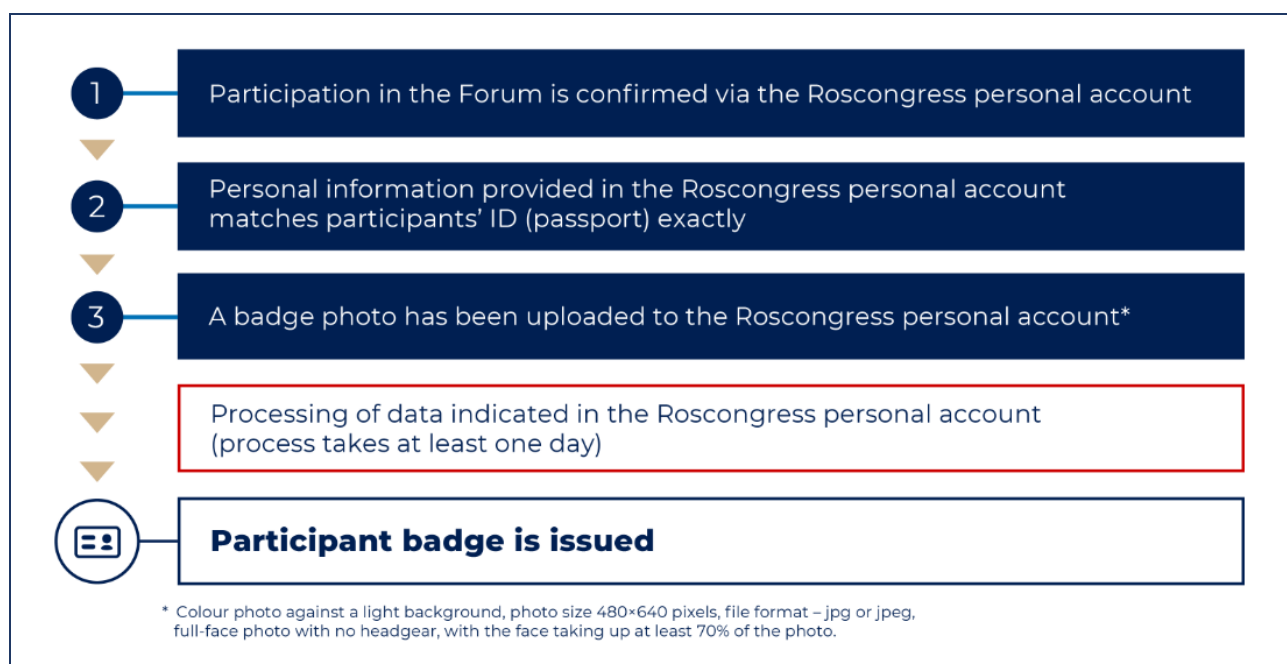
A PCR test is not required to access Forum events at the Olympus Hall Convention and Exhibition Centre.

Participants must have their badge and identity document (passport) with them at all times while at the Forum venue. The badge is personalized and may not be transferred to third parties.

If the accreditation badge is lost or damaged, please go to the Help Desk or any accreditation stand.

WHAT SHOULD I CHECK BEFORE COLLECTING MY BADGE?

Before obtaining a badge, please make sure that conditions 1–3 in the diagram below have been observed:



If information contained in the participant's ID has changed in the time since a participation application was submitted, the participant's [Roscongress personal account](#) must be updated accordingly. If changes need to be made to fields that cannot be edited, a participant should inform Forum organizers via the contact person at the Roscongress Foundation.

To get your badge prepared, you must **upload a scanned copy of your passport** (pages containing photo and ID info) in the 'My events – Eurasian Economic Forum – Event dashboard – Personal information' section of the [Roscongress personal account](#). Please ensure that scans are legible and contain all the information entered during registration, including passport number and serial number (if applicable), passport issuing authority, date of issue, and photograph.

HOW TO FIND OUT IF YOUR BADGE IS READY?

There are several ways to find out or be notified when a participant badge is ready:

- An email notification
- A notification in the participant's [Roscongress personal account](#)
- A call to the Forum information centre: +7 (495) 640 6547
- A call to a Roscongress Foundation specialist, whose contact information can be found in the Roscongress personal account

If you have forgotten your login and password, you can use the [login and password recovery function](#) on the Roscongress personal account login page or contact us by email: weboffice@roscongress.org.

HOW TO COLLECT YOUR BADGE?

Participant accreditation badges may be collected **in person** by presenting:

- The identity document that is listed in the [Roscongress personal account](#)
- Original of personal data consent form*

If a participant's badge is collected **by a third party** using a power of attorney, the authorized person must present the following:

- The authorized third party's passport
- An original standard power of attorney*
- A list of participants
- Copies of the passports of all participants to be accredited
- Originals of personal data consent forms*

*A power of attorney form and a personal data consent form can be downloaded from the '[Access to the venue](#)' section of the Forum website.



Before issuing a badge, an accreditation point attendant will make sure that the data specified in the Roscongress personal account corresponds to the ID document. **In the event of any discrepancies, it will not be possible to issue a badge the same day.**

WHERE TO COLLECT YOUR BADGE?

We kindly ask that you collect your accreditation badge in advance at one of the accreditation points in Moscow.

Point	Address	Date	Time
Roscongress Foundation Accreditation Centre at the World Trade Center Moscow	12, Krasnopresnenskaya Naberezhnaya, entrance No. 7, 1st floor	19–22 May	10:00–20:00
		23 May	09:00–23:30
		24 May	07:30–20:00
		25 May	07:30–17:00
Olympus Hall Convention and Exhibition Centre	36, Ulitsa Novy Arbat	22 May	09:00–21:00
		23 May	09:00–23:30
		24 May	07:30–20:00
		25 May	07:30–17:00

PCR testing

To access the Zaryadye Hall participants, media representatives, and staff must take a PCR test for COVID-19.

The plenary session will take place on 24 May 2023 at the territory of the Zaryadye Hall.

A PCR test is not required to access Forum events at the Olympus Hall Convention and Exhibition Centre.

HOW TO PASS A TEST?

- 01.** Provide information about COVID-19 immunity in the [Roscongress personal account](#)
- 02.** Find out your ID
- 03.** Book a PCR test
- 04.** Take the test

WHEN TO GET TESTED?

PCR test must be taken **no earlier than 07:00 on 23 May (GMT+3) and no later than 24 hours before visiting the plenary session.**

Results will be provided within 24 hours.

WHERE TO GET TESTED?

Testing will be carried out at the Forum's **dedicated** testing centres, which are provided by Rospotrebnadzor in Moscow and St. Petersburg.

The results will be uploaded to the Forum information system automatically.

The results of tests taken at other laboratories will NOT be accepted for access to the venue.

[VIEW THE TESTING CENTRES LIST](#)

DATA REQUIRED FOR TESTING

1. Information about your immunity to COVID-19

It is necessary to fill in all the required fields related to COVID-19 immunity in the [Roscongress personal account](#):

- Information about COVID-19 vaccination status
- Information about previous coronavirus infection (COVID-19) status
- Information about the presence or absence of COVID-19 antibodies
- Information about permanent residence and temporary address in Moscow during the Forum

2. Forum participant ID

The ID is a participant's identification number in the Roscongress personal account. You can view your ID:

- On the badge (if it has already been received)
- In the 'Personal data' section of the [Roscongress personal account](#)
- In the 'My events – EAEF – Event dashboard' section of the [Roscongress personal account](#)

If a test is not associated with a participant ID, it will not be possible to send the test results to the Accreditation Centre in order to activate the badge to attend the event.

3. Medical treatment consent form

For participants planning to take a PCR test in Moscow, you must print, fill in and sign a medical treatment consent form before visiting the testing centre and bring it with you. Medical treatment consent form can be downloaded in the '[COVID-19 / PCR testing](#)' section on the Forum website.

BOOKING A TEST

Please note: in order to book a PCR testing you must follow the two terms:

- All the required fields of the profile form in the 'Data on immunity to COVID-19' section are filled in the [Roscongress personal account](#).
- The contact phone number and contact email are indicated in the profile form of the 'COVID 19' section. It is not necessary to authorize the phone number.

PCR testing at dedicated Forum testing centres is strictly by appointment only. In the [Roscongress personal account](#), go to the 'My events' section and choose 'EAEF', then open the 'Event dashboard – COVID-19' tab. In the 'COVID-19 – PCR testing centre and time slot selection' section, choose the most convenient testing centre from the list and select a time slot.

TEST RESULTS

Lab results will be provided within 24 hours.

There are several ways to find out this information:

- Receive the test result at the email address indicated in the questionnaire with data on COVID-19 immunity
- View the PCR test result and the badge activation mark in the [Roscongress personal account](#)

If you don't get the test result within 24 hours, you can find out information by:

- Calling the Forum information centre at +7 (495) 640 6547
- Calling your Roscongress Foundation specialist

Accreditation of personal vehicle

Participants may obtain accreditation for a personal vehicle in order to access the Forum venues. More information on terms and conditions can be viewed in the [Roscongress personal account](#).

Accredited vehicles have the right of access to the following locations depending on the type of transport pass:

- pick-up / drop-off zone near the Olympus Hall Convention and Exhibition Centre (vehicles should not stop for more than 2 minutes for pick-up / drop-off);
- pick-up / drop-off zone near the Zaryadye Hall (vehicles should not stop for more than 2 minutes for pick-up / drop-off);
- parking areas at suggested hotels.

Accreditation requests will be accepted until 23 May 2023.

If participants have submitted accreditation requests, they can receive transport passes and drivers' badges in person or by a third party (proxy) at the accreditation point at the Olympus Hall Convention and Exhibition Centre.

To view details on the terms and conditions of issuing the transport passes and drivers' badges, see:

 ['Accreditation of personal vehicle'](#) section of the Forum website

The transport pass is issued individually to each specific vehicle and is linked to the vehicle's registration data and access rights to the Forum venues.

It is forbidden to transfer a transport pass or driver's badge to a third party. Should this occur, the pass and/or badge will be withdrawn and annulled.

BUSINESS PROGRAMME

The second Eurasian Economic Forum and the meeting of the Supreme Eurasian Economic Council are held under the Russian Federation's presidency in the bodies of the Eurasian Economic Union in 2023.

The 2023 edition of the Eurasian Economic Forum will take place under the theme of **'Eurasian Integration in a Multipolar World'**. The key event will be the plenary session of the Forum. A total of about 35 sessions will take place within the Eurasian Economic Forum 2023, which will be divided into seven thematic areas:

- 'Human Capital'
- 'Technology and Cooperation'
- 'The EAEU in a Changing World'
- 'Eurasian Collectiveness'
- 'The EAEU Internal Market, Cooperation in Customs, Competition, and State Procurement'
- 'Strategic section'
- Sideline events

On the sidelines of the Eurasian Economic Forum, the 'Green Eurasia' Climate Competition, ASI Business Breakfast and the EAEU–Indonesia Business Dialogue Business Breakfast will be held. In addition, the EAEU Business Council's programme is scheduled as well.

The business programme events will feature simultaneous interpreting between Russian and English. Receivers for simultaneous interpreting are issued at the entrance to each hall hosting an event.

[VIEW THE LATEST VERSION
OF THE PROGRAMME](#)

SERVICES FOR PARTICIPANTS

Broadcasts of Forum events

Live broadcasts of the plenary session and other business programme events can be viewed:

- In the '[Business programme](#)' section of the Forum website
- On the [Roscongress Foundation website](#)

A broadcast archive following the event will be available on the Forum website and the [YouTube channel](#) of the Eurasian Economic Commission.

Information and services points

- 📍 Roscongress Foundation Accreditation Centre at the World Trade Center Moscow
- 📍 Olympus Hall Convention and Exhibition Centre, 1st floor
- 📍 Zaryadye Hall, 1st floor

At information and services points, participants can obtain information on the EAEF programme, available services, directions around the Forum venue and other sites, and also:

- Copy and print documents
- Record information to electronic media
- Charge mobile devices (Olympus Hall, near the meeting room 2)
- Learn about things lost and found at the venue
- Carry out a business trip registration (Olympus Hall, entrance area)

Roscongress photo bank

The Roscongress Foundation provides photography for all events at the Eurasian Economic Forum, as well as at other events organized by the Foundation. Photographs are published in the Roscongress photo bank in real time. Images can be displayed by event and date to facilitate browsing.

The photographs are available for viewing and free download in high resolution, and may be freely used, provided a reference to the Roscongress Foundation is included.

🌐 photo.roscongress.org

Mobile device charging

You can charge your smartphone, tablet or power bank at the Olympus Hall information and services point.

- 📍 Olympus Hall, near the meeting room 2

Internet access

Internet access is available free of charge at the Forum venue.

Network (SSID): **EEF-2023**

Password: **eef-2023**

To log in, please enter the ID (7 or 8 digits) and passcode (4 digits) listed on your badge.



Cloakrooms

📍 Olympus Hall, 1st floor

📍 Zaryadye Hall, 1st floor

Business trip registration

You can put a registration mark in the business trip order at the Olympus Hall information and services point.

📍 Olympus Hall, entrance area

ROSCONGRESS.ORG Information and Analytical System

The Roscongress Information and Analytical System is a unique Roscongress Foundation knowledge base.

The Roscongress IAS provides quick and easy access to all resources related to major business events in Russia that are organized by the Roscongress Foundation.

- Descriptions of **4,500+** sessions across more than **280** topics covering global and national development
- Talks, interviews, and insights from more than **16,000** speakers
- Research studies, articles, analytical digests, and expert reviews

Events participants and all visitors to the ROSCONGRESS.ORG website have a range of services at their disposal:

- **Summary:** analytical summaries of key discussions, including overviews of conclusions, objectives, and solutions.
- **Analytical digests:** a selection of analytical materials dedicated to important comprehensive studies on the business agenda of the forums.
- **Broadcasts video bank:** video broadcasts of business programme events and the broadcast archive. Video bank is available in the 'Programme' section of the Events' websites.
- **Search video broadcasts:** a feature enabling the user to search for information of interest within videos of events.
- **The Roscongress Blog:** interviews with famous people from the world of culture, sport and science, fascinating stories about the cities and regions in which congresses are held, and articles about the lifestyles of businesspeople.

Forum participants are able to use unique services and appreciate the advantages of the ROSCONGRESS.ORG Information and Analytical System in their mobile phones, tablets and computers.

🌐 roscongress.org

Vehicle rental


Participants of the Eurasian Economic Forum can rent a chauffeur-driven car.

The price of the transport service includes:

- Rental of a vehicle with a driver
- All petrol and car wash expenses
- Vehicle disinfection and handling in accordance with official Rospotrebnadzor (Russian Federal Service for the Oversight of Consumer Protection and Welfare) recommendations, including personal protective equipment (PPE)
- 24-hour professional dispatch and consultations on any questions regarding both the vehicle and the driver

To submit an application, please go to the 'My events' section of the [Roscongress personal account](#) and select 'Eurasian Economic Forum'. Next, go to the 'Event dashboard' section and download an application form in the 'Car rental' section, then fill it in and email to autobookingaeef@roscongress.org.

Contact RC Service for more information on vehicle rental conditions:


 +7 (495) 108 4848


 autobookingaeef@roscongress.org

DINING

Free catering services (coffee and light refreshments) are available throughout the day for Eurasian Economic Forum participants.

Participant coffee break areas

 Olympus Hall, 1st and –2nd floors

 Zaryadye Hall, 1st and 2nd floors

Catering format: tea, coffee, light refreshments.

GENERAL INFORMATION

Emergency services

Rescue service (for mobile phone users): 112

Fire brigade: 101 (for mobile phone users), 01

Police: 102 (for mobile phone users), 02

Ambulance: 103 (for mobile phone users), 03

Free city information: +7 (495) 777 7777

Currency and bank card transactions

CURRENCY EXCHANGE

Please note the following currency exchange restrictions in the Russian Federation:

- Identification is required for transactions exceeding RUB 40,000. Participants must present their passports for such exchanges
- There is NO exchanging non-cash currency for RUB cash using Mastercard or Visa bank cards issued outside of Russia. It is also not possible to withdraw RUB cash from these cards

For the latest exchange rates, please see the Central Bank of the Russian Federation website: cbr.ru.

BANK CARDS

We do **recommend having cash with you** for the entire duration of the Forum due to restricted use of foreign bank cards in Russia.

The use of MIR and UnionPay cards in Russia is not restricted in any currency. We do recommend the Eurasian Economic Forum participants to get a new card/bring an existing card of these systems, if possible. Please note that UnionPay has started its operations in Russia relatively recently. Therefore, cards of this payment system may occasionally malfunction.

Weather in Moscow

The average temperature in Moscow at the end of May is +17...19 °C. Rains are likely. We recommend EAEF guests to bring warm clothing and an umbrella with them.

This information is valid as of 19 May, 2023. The latest information about the Forum can be found on the official website forum.eaeunion.org.